

NEW ZEALAND PLOUGHING CHAMPIONSHIPS

Silver Plough | Reversible Plough | Vintage Plough
Horse Plough | Contemporary Plough

POWER
FARMING



NEW ZEALAND PLOUGHING
ASSOCIATION INC

Competition Rules
2nd April 2026

CONTENTS

Brief description.....	4
Controlling body	4
Method of conducting contest.....	5
Eligibility of competitors.....	5
Number of competitors.....	6
Selection of competitors	7
Entry forms and entries.....	8
Pre-requisites of entry	8
Competitors' identification	9
Prizes	9
Rules for ploughing.....	12
Type of land new zealand championships	12
Maximum plot sizes.....	12
Time allowed.....	13
Tractors.....	14
Type of plough.....	14
Type of ploughing.....	16
Sighting and setting out	16
Furrows.....	17
Depth.....	18
Methods of taking depth measurments.....	18
Starting and finishing signal (all classes)	19
Encroaching on plots	20
Method of ploughing.....	20
Reversible.....	21
Explanatory guidelines on ploughing	23
For competitors and judges	23
Faulty ploughing	23
Breakdowns.....	23
Judging.....	23
Judges.....	29
Qualifying events.....	29
New Zealand championships	30
Supervision.....	31
Mobile phones.....	32
Protests.....	32
Acquaintance with and submission to these rules	32
Advertising and publicity of the results.....	33
Safety policy.....	33
Infringements	35
Penalties – all classes.....	36
Points compilers.....	37
Chief head steward job description.....	37
Head stewards job description.....	38
Plot stewards job description	39
Percentage based scoring calculation.....	41
Contemporary rules	41
Official Practice Days	42

Official Rules

NEW ZEALAND PLOUGHING CHAMPIONSHIPS

Conventional and Reversible Vintage, Horse and Contemporary Classes

A national contest to select one Conventional and one Reversible competitor to compete in the World Ploughing Championships whose entry will be sponsored by the New Zealand Ploughing Association Inc.

A national contest to select a winner of the New Zealand Vintage Ploughing Championship.

A national contest to select a winner of the New Zealand Horse Ploughing Championship.

1. BRIEF DESCRIPTION

- a. The New Zealand Ploughing Championships is a national contest held under the jurisdiction of the New Zealand Ploughing Association Inc. It is a national contest to select one Conventional and one Reversible competitor to compete in the World Ploughing Championships whose entry will be sponsored by the New Zealand Ploughing Association Inc.
- b. These rules are based on the rules laid down for World Ploughing Contests by the World Ploughing Organisation.
- c. During the above championships, the NZPA also conducts individual championships for the Vintage and Horse classes

2. CONTROLLING BODY

- a. The New Zealand Ploughing Association Inc., is the controlling body and its Executive Committee, herein after referred to as the NZPA Executive has the following duties in addition to those specified elsewhere in these rules:
- b. To co-ordinate and approve an application by affiliated ploughing, machinery and horse associations to conduct Qualifying Events.
- c. To appoint Judges, Head Stewards, Depth and Plot Stewards, and supervise judging of the New Zealand Ploughing Championships.
- d. To interpret the rules relating to equipment and conduct the Qualifying Events and the New Zealand Ploughing Championships.
- e. To settle all disputes and protests which may arise in the conduct of the championships.
- f. For the Qualifying Events, the NZPA Executive may delegate such duties and authority as required by the local ploughing association or club conducting the event who must conduct their event strictly in accordance with these rules.

3. METHOD OF CONDUCTING CONTEST

- a. Qualifying Events for the purpose of selecting competitors to participate at the New Zealand Championships will be included in the established ploughing fixtures sponsored by local ploughing associations and clubs within their own districts and whose applications have been approved by the NZPA Executive.
- b. Qualifying Events will only be allotted to those Association and Clubs who are affiliated to the New Zealand Ploughing Association and subscriptions are not in arrears
- c. The winners of the Qualifying Events will contest the New Zealand Ploughing Championships possibly with the second place winners as covered in Rule 6.
- d. In the event of a winner in a Qualifying Event being unable to compete in the Championships due to circumstances beyond his/her control, the NZPA Executive, may at its discretion appoint the next highest available competitor from that Qualifying Event.
- e. Should either the conventional or reversible winner become unavailable to represent New Zealand at the World Championship then the NZPA Executive has the discretion to appoint the next highest available competitor in each class from the New Zealand Championship.

4. ELIGIBILITY OF COMPETITORS

- a. Competitors in all classes must have reached the age of 16 years at the time of his/her entry.
- b. All operators of equipment must comply with the appropriate New Zealand legal requirements.
- c. All competitors who are competing in the New Zealand Ploughing Championships must be a financial member of an NZPA affiliated organisation. Those who represent New Zealand at World Ploughing Championships must also be New Zealand residents.
- d. A winner of a Qualifying Event may not compete to qualify at any other class or championships (in any other Qualifying Events.)

e. Any member of the NZPA Executive who competes in any Qualifying Event or in the Championships, is not permitted to act in his/her capacity as a member of the NZPA Executive in matters relating to the selection of Judges, Head Stewards and Plot Stewards as covered by Rule 2 (C), nor may they adjudicate on any matters relating to any protest lodged.

5. NUMBER OF COMPETITORS

a. The number of competitors to contest the Championships will be agreed upon between the NZPA Executive and the association or club hosting the Championships.

b. The NZPA Executive reserves the right to elect that Qualifying Events only be staged within certain areas or regions.

c. The NZPA Executive reserves the right to cancel the Championships if less than 10 requests to stage Qualifying Events are received by the NZPA Executive. The NZPA Executive can accept the first and second placings in any or all Qualifying Events in order to increase the number of competitors for the national championships.

d. A minimum of one not previously qualified, Conventional - Reversible - Vintage competitors must participate at Qualifying Events.

e. A minimum of five (5) competitors are required for the Reversible class at the Championships or at the discretion of the Executive Committee.

VINTAGE

a. If sufficient land is available:-

A maximum of ten competitors are to participate in the New Zealand Vintage Ploughing Championships.

i. 3 from North Island, includes Marlborough / Nelson

ii. 3 from Canterbury

iii. 3 from Otago / Southland

d. If insufficient land is available:-

- v. A maximum of seven competitors are to participate in the New Zealand Vintage Ploughing Championships.
- i. 1 from Upper North Island
- ii. 1 from Lower North Island
- iii. 1 from Marlborough / Nelson
- iv. 2 from Canterbury
- v. 2 from Otago / Southland

HORSES

A maximum of six competitors (teams) are to participate in the New Zealand Horse Ploughing Championships.

- i. 2 from North Island
- ii. 2 from Canterbury including Marlborough / Nelson
- iii. 2 from Otago / Southland

The number of competitors in all classes at the New Zealand Ploughing Championships is at the discretion of the NZPA executive.

6. SELECTION OF COMPETITORS

- a. At all Qualifying Events, Conventional and Reversible competitors will compete, with the winner being selected on a percentage of available point's basis
- b. In the event of a Vintage/Horse competitor not being able to compete they can be replaced at the discretion of the NZPA Executive.
- c. The NZPA Executive reserves the right to refuse any competitor's entry.

Vintage/Horse competitors qualify by their regional rules set at their regional conferences.

7. ENTRY FORMS AND ENTRIES

- a. Entries must be lodged on the official entry form with the Secretary of the local ploughing association or club staging the Qualifying Event
- b. Such entries will close at the time and date nominated by the local ploughing association. The winners of the Qualifying Events will be regarded as having entered for the New Zealand Ploughing Championships
- c. Winners of qualifying events must complete the NZPA Official Match Report form

8. PRE-REQUISITES OF ENTRY

- a. All competitors, in the event of proved damage to loaned/hired equipment or host facilities shall be liable to (for) the cost of repairs. This excludes damage due to previous general wear and tear. All competitors who use loaned or hired equipment are required to ensure that equipment is returned as found, ie. wheel settings, fuel, clean etc.
- b. All competitors, in the event of winning a Qualifying Event, must be prepared to compete in the New Zealand Ploughing Championships, under conditions existing at the time of the Championships and comply with all the rules.
- c. A plough approved for a Qualifying Event may not necessarily be approved for a New Zealand Ploughing Championship. Equipment must be inspected at Qualifying Events
- d. All tractors, horses and ploughs must be on the official practice ground by 12 noon on the first official practice day of the New Zealand Ploughing Championships for inspections.
- e. After a competitor commences his/her allocated official practice plots no other practice is allowed.
- f. No practice will be allowed within the competition site on Championship days.
- g. All competitors in the New Zealand Ploughing Championships will be required to attend all briefing meetings.

- h. The draw for all plots will take place prior to the Championships, there will be a separate draw for each day.
- i. All competitors, in the event of winning either the Conventional or Reversible New Zealand Ploughing Championships, must be prepared to compete in the World Ploughing Championships and comply with all the rules.
- j. At the New Zealand Ploughing Championships, the NZPA Executive will arrange a competitors briefing meeting and parade to the plots.
- k. Associations and clubs conducting Qualifying Events will hold a briefing meeting prior to the event commencing.
- l. Competitors shall, at all times, obey the direction of the organisation conducting the Qualifying Event.

9. COMPETITORS' IDENTIFICATION

- a. Competitor's apparel and sponsors branding must be approved by the NZPA Executive prior to the event.
- b. The red and blue Power Farming branded overalls are the official overalls to be worn by competitors in the reversible and conventional classes at the NZ Ploughing Championships.

10. PRIZES

The following prizes are awarded to competitors by the New Zealand Ploughing Association:

Silver Plough (Conventional)

1st prize:

Silver Plough Trophy [to be held for one year]

Champions Award [to be retained by the winner]

Travel to the World Ploughing Contest as New Zealand's representative

2nd prize:

Case Trophy [to be held for one year]

3rd prize:

Magson Trophy [to be held for one year]

Gold, Silver and Bronze Medallions will be awarded to 1st, 2nd, and 3rd for each days ploughing.

Reversible Plough

1st prize:

Trophy donated by Shirley & Graham Gifford [to be held for one year]
Champions Award [to be retained by the winner]
Travel to the World Ploughing Contest as New Zealand's representative.

2nd prize:

Ford Trophy [to be held for one year]

Gold, silver and bronze medallions will be awarded to 1st, 2nd and 3rd for each day's ploughing.

SPECIAL PRIZES

Royal Agricultural Society Medal for Excellence [to be retained by the winner]

To be awarded to the winner of each class.

The Alistair Rutherford Memorial Trophy is presented to the person of outstanding dedication to ploughing.

WG Miller & Miller Family Trophy (to be held for one year)

To be awarded to the competitor from either the Conventional or Reversible class who is 35 years of age and under, who gains the highest percentage of points.

The Fairhall Trophy [to be held for one year]

To be awarded to the competitor from either the Conventional or Reversible class, who has not previously been placed in the first five, including these Championships, who gains the highest percentage of points.

The New Zealand Ploughing Association will provide return international travel to the World Ploughing Contest for the winners of the Conventional and Reversible New Zealand Ploughing Championships or the next eligible contestants representing New Zealand at a World Contest overseas.

The New Zealand Ploughing Association will also provide a

financial grant to each of the eligible competitors representing New Zealand at a World Ploughing Contest overseas.

Vintage Plough

1st prize:

Trophy donated by Jordan Family [to be held for one year]

Champions Award [to be retained by winner]

Gold, silver and bronze Medallions will be awarded to 1st, 2nd and 3rd for each day's ploughing.

Wiganwood Trophy

Donated by John Thornton [to be held for one year]

Best presented rig, includes all equipment and the competitor

Judged by NZPA Executive.

Horse Plough

1st prize:

Trophy donated by Rural News Group [to be held for one year]

Champions Award [to be retained by winner]

Gold, silver and bronze Medallions will be awarded to 1st, 2nd and 3rd for each day's ploughing.

Vern Bishell Trophy

Donated by V H Bishell [to be held for one year]

Best presented team - includes horses, plough, competitor/s and assistants

Judged by NZPA Executive.

The above prizes and trophies etc may change from time to time at the discretion of the Executive committee.

RULES FOR PLOUGHING

Conventional - Reversible - Vintage - Horses

(Stubble and Grassland)

11. TYPE OF LAND NEW ZEALAND CHAMPIONSHIPS

Each competitor will be required to plough one plot of stubble and one plot of grassland or whatever NZPA Executive and Organizing Committee have approved.

12. MAXIMUM PLOT SIZES

(For Qualifying Events and New Zealand Championships)

a. Conventional

The dimension shall be 20 metres in width and 100 metres in length.

b. Reversible

i. The dimensions shall be 24 metres at one end and 16 metres at the opposite end, and 100 metres in length with a 4 metre offset.

ii. All reversible plots will be on the same angle for the New Zealand Championships.

c. Vintage

All plots shall be 60 metres in length

The width of the plot shall be as follows:-

Single furrow ploughs 10 metres

Two furrow ploughs 20 metres

Three furrow ploughs 30 metres

d. Horses

All plots shall be 50 metres in length

The width of the plot shall be as follows:-

Single furrow ploughs 10 metres

Two furrow ploughs 20 metres

Three furrow ploughs 30 metres

The above dimensions may change, subject to ground availability.

13. TIME ALLOWED

See Number 38 for penalty points.

- a. The opening split/opening furrow must be completed in the first 20 minutes of the contest after which time ploughing will be stopped for 40 minutes whilst the opening splits/opening furrows are judged.
- b. In the event that a competitor has not completed his/her opening split/opening furrow upon the expiry of the 20 minute period, they may take extra time to do so but penalties will be applied.
- c. The additional time will be recorded by the Plot Stewards.
- d. The total time allowed for Conventional – Reversible and Vintage competitors to plough each plot is 3 hours (that is: 3 hours to plough the stubble plot and 3 hours to plough the grassland plot including opening split/furrow)
- e. The Head Steward of the horse ploughing will restart the Horse Championship when judging of the opening split is completed. The horse stop/start signals will/may be independent of signals used for other plough classes
- f. The total time allowed for Horse competitors is 3 ½ hours for each plot
- g. In the event that a Competitor has not completed his/her plot upon the expiry of the 3 (3 ½) hour period, they may take extra time to do so. The additional time will be recorded by the Plot Stewards. Any time taken by the competitor additional to the specified 3 (3 ½) hours shall be recorded as from the moment of the given finishing signal or, from the expiration of the period of any extra time already granted until the moment of time when the plough is finally lifted out at the headland mark upon completion of the plot.
- h. The penalties will be formally imposed by the Head Stewards in Committee at the conclusion of each days competition. The meeting of the Head Stewards, is to be chaired by the Chief Head Steward.

- i. Extra time may be requested only in the case of a mechanical breakdown or a situation beyond the control of the competitor or the organisers. In this case, as well as waiting on his/her neighbour, the competitor must contact their Plot Steward and through their Plot Steward receive a decision from the Head Stewards.
- j. A competitor will be allowed up to one hour of extra time in cases of breakdowns. If available, another tractor and plough may be used.
- k. If the competitor is using more than one hour for repair, his/her ploughing time is running. Additional waiting time approved by the head stewards will be added.
- l. If a competitor from any class is waiting on a neighbour, during this period the competitor must not make adjustments to either his/her tractor or plough or measuring of his/her plot.

14. TRACTORS

- a. Conventional - Reversible
- b. The New Zealand Ploughing Championships and Qualifying Events will be limited to wheel tractor ploughing.
- c. Tractors must conform to the Safety Frame Regulations operating at the time.
- d. Vintage

All models of tractors must have been in production before 1st January 1970.

15. TYPE OF PLOUGH

Conventional - Reversible

- a. Conventional competitors will be limited to tractor mounted, two furrow mould board ploughs.
- b. Reversible competitors will be limited to tractor mounted two or three furrow reversible mould board ploughs
- c. All Ploughs shall be fitted with skimmers.
- d. No other extraneous attachments will be allowed other than a tail piece measuring 260mm in length by 220mm in

width. The concave or convex of the tail piece must not be greater than a ratio of 1mm to each 15mm in width.

e. The dimension from the mould board to the rear of the tail piece is to be no greater than 320mm, measured centrally through the tail piece.

f. Any extension past the vertical end of the mould board must be permanent, excluding tail pieces.

g. Plough bodies must not be raised out of position or otherwise adjusted in such a way as to make the plough, in effect, a single furrow mould board plough during the course of the contest.

h. This rule does not preclude using one body for the following:-

Conventional: making the opening split, finish and ins and outs

Reversible: making the butts, opening furrow and ins and outs

i. The maximum number of wheels allowed are as follows:-

Conventional: a maximum of 3 wheels to be fitted at any one time

Reversible: a maximum of 6 wheels (3 per side) to be fitted at any one time

j. A steel wheel with a disc is considered a wheel.

k. Anything rotating other than a disk coulter is considered a wheel. Any other gadgets like a skid or slide acting as a brace or support to the plough will be considered as replacing a wheel and therefore will be counted as a wheel. It is acceptable for a rib of maximum height of 2 cm to be fitted to a plough wheel.

Vintage / Horse

Ploughs must have been in production before 1st January 1956 and can be either mounted or trailing.

a. No powered attachments are allowed

b. No skimmers are allowed.

c. Plain ploughing with a vertical furrow wall. The skieth has to revolve along the land/near side of the beam.

d. Plain shares, ground as you please, (cast or steel) must cut a flat bottom.

- e. In the spirit of ploughing, ploughs are to be kept as original as practical.
- f. Two persons are allowed if the trailing plough is on a chain. The driver/teamster must stay on the tractor/with horses and must not assist or give advice to the competitor.
- g. Discs/coulters/tailpieces should remain the original style.
- h. Weights can be used on tractors and or ploughs
- i. Adjustable stays on mould boards are allowed
- j. Quick entry top links are allowed
- k. Screw adjustments on cross shafts are allowed
- l. No rubber tyres are allowed
- m. All ploughs must have a safety lock and be used when working on the plough.

While the onus is on the competitor to ensure that their plough complies, the association conducting the Qualifying Event must arrange for inspection by specially appointed Inspectors before the event commences.

The NZPA Executive will appoint Inspectors for the Championships. (plough inspectors ruling is binding).

16. TYPE OF PLOUGHING

- a. In grassland ploughing, the furrows should be firm, well shaped, unbroken, rounded or edged and clearly recognized throughout the whole length of the plot.
- b. In stubble ploughing the furrows should be crumbled, but well shaped and slightly rounded and clearly recognizable throughout the whole length of the plot.
- c. In brief, the grassland furrow is a whole furrow slice, while the stubble furrow is a rounded and crumbled furrow slice.

17. SIGHTING AND SETTING OUT

- a. Three sighting poles only may be used and they may be placed in position prior to the starting signal. The last sighting pole must not be placed beyond the Headland area.

- b. The use of footmarks, stones or anything else instead of, or additional to the three poles permitted, is forbidden.
- c. The plot number stake as placed by the Stewards must not be used as a sighting aid. The angle chip out or peg indicates the centre of the crown.
- d. The help of a second person in placing and removing sighting poles is the only assistance permitted to any competitor and this person must remain ahead of the tractor or horses.
- e. Sighting poles are only permitted on the setting out and on the first run, except for reversible as sighting poles are also used for the scratch mark at the butts.
- f. Competitors may not be assisted by a second person during the time between the starting and finishing signals, other than the installation and removal of sighting poles. With the exception to Horse competitors which are permitted to have assistance to assist with the horses during the contest
- g. Reversible competitors are allowed assistance to place and remove sighting poles for the scratch mark at the butts.
- h. Other persons seeking to offer advice or assistance to competitors should be warned by the Stewards that they make the competitors liable for disqualification.
- i. Competitors requiring assistance is at the discretion of the Head Stewards.
- j. The use of a guide line is permissible for the horse class only at the competitors request and if approved by the NZPA Executive.

18. FURROWS

All classes

- a. Ploughs must be fitted with coulters, skimmers (conventional / reversible only) and shares and may be fitted with tail pieces.
- b. These attachments, except tailpieces must be used when ploughing otherwise points will be deducted. Skimmers (Conventional / Reversible) may be removed for the opening and finish only and shares may be removed for the opening split/opening furrows only.

19. DEPTH

The Minimum depth of furrows is as follows:-

	Grassland	Stubble
Conventional/Reversible	160 mm	180mm
Vintage	140mm	160mm
Horses	130mm	150mm

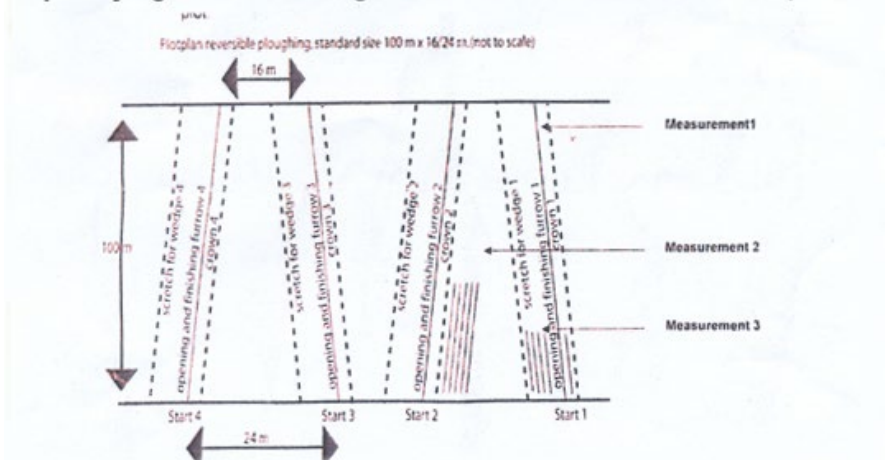
- Maximum depth will be advised following discussion between the organizers and the landowner
- Where a maximum depth is imposed, a tolerance of 30mm between maximum and minimum should be maintained.

20.METHODS OF TAKING DEPTH MEASUREMENTS

Conventional, Vintage, Horse: The depth will be measured a total of 18 times in 3 sets of 6 measurements on each competitors plot. The first set of measurements will be taken on or after the 6th furrow of the crown. The second set of measurements will be taken in the middle of the general work. The third set of 3 measurements must be taken between the last. 12 furrows and the last 6 furrows of the finish.

Reversible: The depth will be measured a total of 18 times in 3 sets of 6 measurements on each competitors plot. The first set of measurements will be taken on or after the 6th furrow of the crown. The second set of measurements will be taken in the middle of the general work. The third set of measurements will be taken on or after the 4th furrow into the finish and before the last 4 furrows of the finish.

Depth is judged on the average set of measurements for each competitor



21. STARTING AND FINISHING SIGNAL (all classes)

Three flags or flashing lights will be used

Red - Stop - no ploughing

Amber - 5 minute warning of change

Green - Start ploughing or continue

- a. Before competitors line up at the plots the red light/flag should be turned on/raised, and 5 minutes before start the amber light/flag should be turned on/ raised
- b. At start the green light/ flag is raised/turned on and the red light/flag and amber light/flag, are turned off/lowered
- c. After 15 minutes the amber light/flag is raised
- d. 5 minutes later the red light/ flag is turned on/raised and the green and amber lights/flags are turned off/lowered.
- e. A halt of 40 minutes is taken while the opening splits/opening furrows are judged.
- f. 5 minutes before the restart the amber light/flag is turned on/raised. At the restart the green light/flag is turned on/raised and the red and amber lights/flags are turned off/lowered.
- g. Conventional-Reversible-Vintage, After 2 hours and 35 minutes (based on 3 hours total ploughing time) the amber light/flag is turned on/raised
- h. Conventional Reversible/Vintage: 5 minutes later for these classes the red flag/light is raised/turned on and the amber and green flag/light are lowered to indicate the end of the contest
- i. Horse, After 3 hours and 10 minutes (based on 3 ½ hours total ploughing time) the amber light/ flag is raised
- j. Horse: 5 minutes later the red flag/light goes up and the amber and green light/flag comes down to indicate the end of the contest
- k. The Committee reserves the right to alter the times and to depart from this method of giving warning signals and any variation will be conveyed to the competitors.

22. ENCROACHING ON PLOTS

After completion of “setting out” no person other than the Competitor, Competitors Assistants, Judges, Stewards and Officials authorized by the Committee or their nominees shall be allowed on any plot until judging has been completed.

Horses

Competitors must have their own team attendants to be available if required to assist with the horses. (Check first with Head Steward.)

23. METHOD OF PLOUGHING

Conventional - Vintage - Horses

Opening Split

- a. Competitors at Qualifying Events and the New Zealand Championships must make an opening split at the setting out. A split shall be made in which the rippings are turned out.
- b. The rolling of outer rippings by the tractor is not permitted.
- c. Competitors have the option of using 3 coulters for the Opening split only.

Crown

- a. The crown shall commence by turning the rippings to the centre
- b. The crown shall consist of four rounds. Either 7 or 8 furrows will be showing on each side.
- c. After completing four rounds the competitor then commences to throw out to the neighboring competitor. The direction will be advised at briefing.

Vintage - Horses

- a. Single furrow ploughs, four furrows each side consists a crown
- b. All crowns are completed after four rounds

Bodywork

- a. The bodywork consists of the land between the crowns, excluding the finish.

Finish

- a. The finish comprises the last three rounds and the sole furrow. The sole furrow must be turned towards the competitor's crown.
- b. Idle runs through the plot will be penalised.
- c. Only one tractor wheel mark and one plough wheel mark (part of the plough wheel mark may be visible on the outside of the tractor wheel mark (on the opposite side of the finish), (excluding Vintage) is permissible.

Ins and Outs

- a. The front share should enter the ground by the headland mark and the rear share should leave the ground by the headland mark.
- b. Ploughs must reach the required depth within two metres from the headland mark.

24. REVERSIBLE

I. Opening Furrow

- a. Competitors at Qualifying Events and the New Zealand Championships must plough a single opening furrow.
- b. The opening furrow must not be rolled with the tractor wheel.

II. Scratch Mark For Butts

- a. The scratch mark must be made whilst the opening furrow is being judged. No extra time is allowed.
- b. The scratch mark for the butts should be made parallel to the opening furrow to allow 19 or 20 furrows for two furrow ploughs, 20 or 21 furrows for three furrow ploughs from the butts to the opening furrow.
- c. The three sighting poles may be used for making the scratch mark. Assistance is allowed to place and remove the sighting poles. No handling or rolling of the scratch is allowed.
- d. Either left or right hand bodies may be used for making the scratch.

III. Crown

- a. Ploughing must commence using the left hand bodies turning the opening furrow back into the opening, thus forming the crown.
- b. The crown shall consist of the four rounds for two furrow ploughs (ie. Eight furrows on one side) or three rounds for three furrow ploughs, (ie. Nine furrows on one side)
- c. After completing eight furrows for two furrow ploughs or nine for three furrow ploughs the competitor commences to throw out to the neighbouring competitor. The direction will be advised at briefing.

IV. Bodywork

- a. This is the land between the neighbouring plot and the competitors own butts.
- b. Alternate bodies must be used at all times when ploughing the plot.
- c. When ploughing the butts the tractor must be turned within the plot.

V. Connecting Furrow

- a. The connecting furrow may be ploughed showing one, two or three furrows but with all bodies in a working position.
- b. Additional attachments are not permitted when ploughing the connecting furrow.
- c. Sighting poles are not allowed when ploughing the connecting furrow.

VI. Finish

Finishing Furrows (the furrows from the butts to the crown)

- a. The finishing furrows shall be the remaining 19 or 20 furrows for two furrow ploughs, 20 or 21 for three furrow ploughs, (including the connecting furrow and final furrows) Competitors with two furrow ploughs must make 10 runs to conclude the finishing furrows, whilst competitors with three furrow ploughs must make 7 runs.
- b. No single furrows (one or two bodies in work) across the plot are permitted, except when ploughing the butts.

Final Furrow

- a. The final furrow should be cut close to the opening furrow.
- b. There should be no land left unploughed and no part of the crown furrow re-ploughed.
- c. Only one tractor wheel mark and one plough wheel mark (part of the plough wheel mark may be visible on the outside of the tractor wheel mark (on the opposite side of the finish), is permissible.
- d. Idle runs are not permitted.

EXPLANATORY GUIDELINES ON PLOUGHING FOR COMPETITORS AND JUDGES

25. FAULTY PLOUGHING

- a. Faulty ploughing done by the neighboring competitor should be corrected with the first and second runs against the neighbors plot. The tractor must not be driven unnecessarily on any of the ploughed land, otherwise this may be regarded as an improper manipulation of the furrows.
- b. The first two runs against the neighboring competitor is not judged. NO judging the first 2 runs against the neighbor in all aspects from the crown.
- c. If the faulty ploughing is over 400mm in width, (Conventional/reversible) 300mm for (Vintage and horses) the competitor can request to make a castoff to correct the fault, prior permission must be obtained from the Head Steward. A maximum of three sighting poles can be used for the cast off.

26. BREAKDOWNS

A maximum of one hour is allowed each day.

27. JUDGING

Conventional - Vintage - Horses

All aspects to be judged out of 10 points.

Two passes to be made for judging the weed control and seedbed

No half points to be awarded

Maximum points at each end 130

Total points awarded 260

Opening Split

The split must be all cut and turned between the inside of the rippling's throughout the length and width, but the rippling's need not conform in size with each other

Uniformity and neatness is essential throughout the length and width

10 points

Crown

No stubble, grass or weed (trash). No wheel marks.

Weed control covers the first 4 rounds and must include skimming.

Vintage and Horses do not use skimmers.

All land beneath completed crown must be cut

Crown furrows closed

10 points

The crown furrows should be uniform and conform with the rest of the ploughing.

No high ridge. Soil made available

10 points

Weed Control

No stubble, grass or weed (trash)

The effectiveness of skimming must be assessed in this section

10 points

Furrow slices closed and firm. No holes

10 points

Vintage and Horses do not use skimmers.

Seed Bed

(soil made available for the seed bed)

The soil made available is the soil contained in a cross section of the furrow slice above the nearest trash to the surface. The

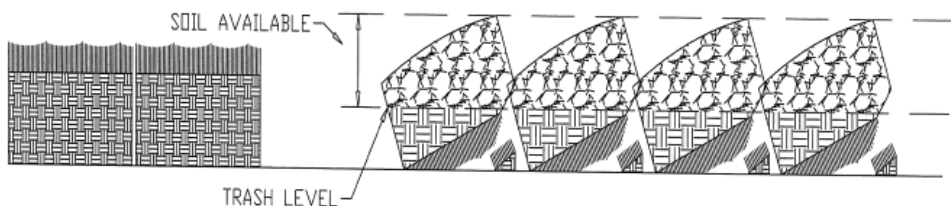
well-defined furrows must be properly turned, not too flat, to allow weathering and decay of trash. Subsequent cultivation should provide a good seedbed without bringing grass or stubble to the surface

10 points

Uniformity of furrows is assessed throughout length and width
Firmness, must include seams. No Holes

10 points

Explanatory Diagram of Soil Made Available for the Seed Bed Conventional, Vintage, Horse



Vintage - horses, do not use skimmers

Finish (comprising the last 3 rounds and the sole furrow)

Only one tractor wheel mark and one plough wheel mark (part of the plough wheel mark may be visible on the outside of the tractor wheel mark (on the opposite side of the finish), (excluding Vintage) is permissible.

The earth or sole furrow must be laid towards competitors own crown.

Weed control, also includes last three rounds and must include skimming (conventional only) No loose soil or ledge

10 points

The ploughing furrows should be in uniformity with the rest of the ploughing. The finish must be parallel. The finish should be of similar depth to the rest of the ploughing, and should not be wider than the normal furrow bottom which the plough leaves. Sufficient soil is to be available for cultivation.

10 points

Ins and Outs

Neatness and Regularity

The first 2 metres of the plot must be assessed when judging ins and outs

Wheel marks visible within 2 metres shall be assessed with ins and outs

Bodywork depth must be reached within 2 metres and maintained until 2 metres from headland mark

10 points

General Appearance

All aspects and workmanship. Clearly defined and uniform furrows. No pairing Must be judged from the headland

10 points

Straightness

All ploughing visible throughout the length of the plot shall be assessed for straightness from the headland

Opening Split 10 points

Crown 10 points

Bodywork 10 Points

Finish 10 points

Total Points 40 Points divided by two

20 points

Reversible

All aspects to be judged out of 10 points

Two passes to be made for judging the weed control and seedbed

No half points to be awarded

Maximum points available at each end 140

Total points awarded 280

Opening Furrow

The opening furrow must be all cut and turned within the opening throughout the length and width. Uniformity and neatness

10 points

Crown

All land beneath completed crown must be cut, no wheel marks. Uniformity and evenness, the crown furrow should conform with the rest of the ploughing.

Weed control, also includes first 8 or 9 furrows and must include skimming.

The first furrow of the crown should be turned into the opening and the cut edge of the furrow should be in line vertically with the cut edge of the opening.

10 points

Weed Control

No stubble, grass or weed (trash).

The effectiveness of skimming must be assessed in this section

10 points

Furrow slices closed and firm. No holes

10 points

Seed Bed

(soil made available for the seed bed)

Soil made available is the soils contained in a cross section of the furrow slice above the nearest trash to the surface.

The well-defined furrows must be properly turned, not too flat, to allow weathering and decay of trash.

Subsequent cultivation should provide a good seedbed without bringing grass or trash to the surface.

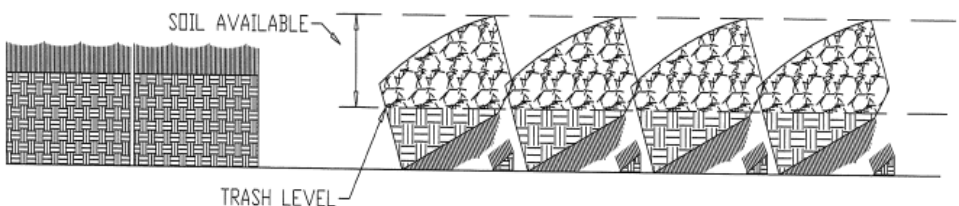
10 Points

Uniformity of furrows is assessed throughout the length and width. Firmness, must include seams. No holes.

10 points

Explanatory Diagram of Soil Made Available for the Seed Bed

Reversible



Connecting Furrow (first furrow at the butts)

Completeness of cut through, no dips or mounds. Weed control.
10 points

The connecting furrow should be visible the total length of the plots, uniformity and evenness, no wheel marks.
10 points

Finish

Finishing Furrows (the furrows from the butts to the final furrows)

Weed control, uniformity and conformity of furrows.
10 points

Final Furrows (last two furrows adjoining the crown)

Should be of equal height as the crown, no unploughed or re-ploughed land, weed control, uniformity and conformity of furrows. Only one tractor wheel mark and one plough wheel mark (part of the plough wheel mark may be visible on the outside of the tractor wheel mark (on the opposite side of the finish), is permissible.

10 points

Ins and Outs

Neatness and Regularity

The first 2 metres of the plot must be assessed when judging ins and outs

Wheel marks visible within 2 metres shall be assessed with ins and outs

Bodywork depth must be reached within 2 metres and maintained until 2 metres from the headland mark.

10 points

General Appearance

All aspects and workmanship. Clearly defined and uniform furrows. No Pairing. Judged from the headland

10 points

Straightness

All ploughing visible throughout the length of the plot shall be assessed for straightness from the headland.

Opening Furrow	10 points
Crown	10 points
Bodywork	10 Points
Finish	10 points
Total Points	40 Points divided by two

20 points

28. JUDGES

- a. For the Qualifying Events there will be no fewer than three judges who will be appointed by the association or club staging the event.
- b. For New Zealand Ploughing Championships, eight panels each of three judges will be appointed by the NZPA Executive.
- c. The same panels will operate on both days.
- d. No judge or steward shall officiate on the plot of his/her immediate family. World stand down conditions will apply.
- e. Clause 29) d) applies to both Qualifying Events and the New Zealand Championships.
- f. All events must be judged in conformity with the scheduled method of scoring as laid down by the Committee and the official score cards must be used.
- g. Judges must print their name clearly on the score cards.
- h. Judges shall operate as per Rule 27, 29, 30

29. QUALIFYING EVENTS

- a. All Qualifying Events shall be judged from both ends on separate score cards.
- b. Panels of three judges per panel shall be used.
- c. Panels will judge both Conventional and Reversible
- d. Panels will judge both Vintage and Horses
- e. Judges will operate collectively and judge half the length of the plot.

f. Straightness shall be assessed throughout the visible length of the plot.

Panels A (Blue) and C (Red)

- 1 Opening Split
- 2 Crown
- 3 Weed Control
- 4 Seed bed
- 5 Reversible butts
- 6 Finish

Straightness of: 7 Opening Split, Crown, Bodywork, finish
8 Ins and Outs
9 General Appearance

Note: The points recorded on cards A7 and C7 (straightness) shall be divided by two by point's compiler.

Providing the basic principles of fairness are maintained and points compilation is satisfactory, the associations have the right of flexibility in the allocation of score cards for panels and judges.

All aspects on the cards must be judged.

The same card format must be used for all classes.

It is recommended that four panels of judges be used for large fields of competitors.

30. NEW ZEALAND CHAMPIONSHIPS

- a. Eight panels each of three judges per panel shall be used
- b. Four panels will judge both Conventional and Reversible
- c. Four panels will judge both Vintage and Horses
- d. The New Zealand Championships shall be judged from both ends on separate score cards.
- e. Judges will operate collectively and judge half the length of the plot.
- f. Straightness shall be assessed throughout the visible length of the plot.
- g. The official score cards must include judges names (PRINTED) before they are handed to the Official Points Compiler All judges cards must be returned to the points compilers runner

Panels A & B (Blue) and C & D (Red) Cards

Panels A (Blue) and C (Red) on the first day will record

Straightness of

- 1 Opening Split, Crown,
- 2 Weed Control
- 3 Reversible Butts
- 4 Finish
- 5 Ins and Outs

Panels B(Blue) and D (red) on the first day will record

- 1 Opening Split
- 2 Crown
- 3 Seed bed
- 4 Straightness, Bodywork, Finish
- 5 General Appearance

Second day A changes to D and B changes to C

Note: Points recorded on cards A1 - B4 - C1 and D4 (straightness) shall be divided by two.

In all events any alterations appearing on the score card must be initialed by the judges concerned and brought to the attention of the Head Steward.

31. SUPERVISION

- a. These rules will be strictly enforced and competitors will be required to abide by them under supervision of the stewards who will wear identity vests in order to be easily recognised.
- b. For the Championships, the Head Stewards and Plot Stewards are appointed by the NZPA Executive
- c. All Stewards, including those appointed by the local associations for Qualifying Events, should clearly understand the rules.
- d. All Stewards must remain within the ploughing area from 30 minutes prior to commencement of ploughing and 30 minutes after ploughing completion to ensure that there is no infringement of rules by competitors and that the public do not encroach on the ploughing area.

32. MOBILE PHONES

- a. The use of Mobile Phones is prohibited during the contest as follows:-
- b. Competitors - From when the first start ploughing signal is given till the final stop ploughing signal is given
- c. Judges - While in judging panels except to contact the Runner or Head Stewards

33. PROTESTS

- a. Protests must be lodged at the earliest opportunity. Protests laid by competitors will be considered, provided such protests are accompanied by \$100.00 and lodged in writing, the \$100.00 is to be forfeited if the protest is found to be without cause.
- b. In the case of Qualifying Events, the protest will be lodged with the Secretary of the local ploughing association.
- c. In the case of the New Zealand Championships, protests will be lodged in writing, to the General Secretary of the New Zealand Ploughing Association Inc.

34. ACQUAINTANCE WITH AND SUBMISSION TO THESE RULES

- a. Any person, company body or group of persons taking part in these events shall be deemed to have acquainted themselves with these rules and be prepared to abide by them.
- b. Competitors in the New Zealand Ploughing Championships agree that all decisions of the NZPA Executive or its nominees in the case of the Championships, or Qualifying Events shall be accepted as final.
- c. The signing of the Official Entry Form signifies the entrant's agreement to all conditions as set out.
- d. The NZPA Executive shall have the power to amend, delete or add to the Competition rules as per clause 15, in the Constitution of the organisation.
- e. Any questions arising and not provided for in these Rules, will be decided by the NZPA Executive whose decision shall be final and binding.

35. ADVERTISING AND PUBLICITY OF THE RESULTS

- a. Advertising and publicity and all other statements shall be in accordance with the official results announced by the NZPA Executive. All advertising, sales promotion and publicity material concerning the Championship shall refer prominently to the “event” as the New Zealand Ploughing Championships.
- b. An official report stating the results of the contest and other facts relative thereto will be issued to the competitors and to the press by the NZPA Executive.
- c. In Qualifying Events such reports of the results will be given to the competitors by the local ploughing Association conducting the Qualifying Event.
- d. It shall be understood as a pre-requisite of entry that all nominated competitors shall permit the Sponsors to use exclusively all reference to themselves and to their association with the New Zealand Ploughing Championships.

36. SAFETY POLICY

- a. It is expected that all competitors, stewards, judges, assistants and officials attend the safety briefings.
- b. Those who attend the safety briefing will be issued with identification to indicate they have attended and understand the safety policy.
- c. The marshalling and ploughing areas will be for designated personal only.
- d. All competitors will be required to operate their machinery and equipment within the manufacturers specifications, and in a safe and culpable manner.
- e. Ensure the tractor is in neutral before starting or cranking.
- f. Drivers must be seated to start the engine and operate tractors (if electric start)
- g. Every possible precaution must be taken, when crank starting tractors.
- h. In the interest of safety, tractors must be driven from the manufacturers approved position.

- i. Ensure that no-one underage drives or operates any vehicle.
- j. Use 3 points of contact when mounting or dismounting from a tractor.
- k. No passengers are allowed in or on tractors or ploughs.
- l. All drivers must “not” operate machinery while:-
 - Under the influence of drugs or alcohol or
 - Using a cell phone.
- m. Do not dismount from a moving tractor.
- n. Ploughs must be lowered when not in use.
- o. Safety stands for ploughs must be used at all times during underside adjustments and be of sufficient strength to hold the weight of the plough.
- p. All trailing ploughs must have a lock on the trip lever and be used when making underside adjustments
- q. Tractors are to be driven slowly in a parade formation through the crowd, at approximately walking pace, with a distance of approximately 5 metres between vehicles.
- r. Follow instructions from Parade Marshalls and Stewards.
- s. All poles and tools must be adequately secured to the tractor or plough when driving to and from plots.
- t. Competitor’s attention is drawn to the fact that they have a responsibility of safety to others.
- u. Example:- coulter, shares, dual wheels, etc must be laid flat on headland area when not in use.
- v. Be aware of covering sharp edges when not in use.
- w. Auto reset springs must be covered with suitable safety covers.
- x. Horse teams must not be left unattended at any time.
- y. Horse teams must be under control of the competitor or the assistant, at all times
- z. A lead assistant is permitted if prior approval is obtained from the NZPA Head Steward.
- aa. Horse teams are to provide adequate assistance during the parade to and from the ploughing plots.

ab. Horse teams must follow the directions of the Parade Marshalls.

ac. Horse competitors/assistants must not walk backwards when leading horses or walk between horses and towed object

In the interest of safety, anything considered dangerous, must be brought to the attention of a Head Steward, who will give further instructions.

Head Stewards are to enforce all safety issues, penalties can be imposed at the Head Stewards discretion.

37. INFRINGEMENTS

a. A competitor breaking any of the rules will be advised by the Head Stewards who will deduct from 1 to 20 points from the competitors score at the Head Stewards discretion.

b. Upon a second infringement (of any type) the competitor may be disqualified at the Head Stewards discretion.

c. No shaping of furrows by hand, hand held instrument, or by treading, or other manipulation, will be allowed.

d. Rolling with the tractor wheels is not permitted.

e. Control devices, GPS, laser beams, electronic remote control devices, electronic devices enabling the competitor to control the plough or tractor settings in an automatic way are not allowed. Hydraulic, pneumatic electric, photographic and audio instruments for transmission of status of settings to enable manual adjustment of the plough are permitted.

f. Conventional - Vintage competitors must dismount from their tractors on the left (land side). Dismounting from the tractor on to the ploughing (except whilst ploughing the finish, or if granted dispensation) will be regarded as treading and will be penalized.

g. Conventional - Vintage - Horses Idle runs to the opposite end are allowed but must be made on the headland and not across the competitors plots.

h. Reversible competitors are not permitted idle runs, they must turn within their plot

i. **Reversible** competitors are permitted to dismount one sided from the tractor on to the ploughing whilst ploughing with the left-hand bodies, **but only** in the interests of safety. Any unnecessary walking on ploughing will not be permitted and will be penalized.

j. Competitors must dismount from the tractors as safely as possible and onto the un-ploughed land where possible, special exemption is allowed for tractors designed for only left side dismounting.

38. PENALTIES - All Classes

a. **Time:**

b. **Opening Split/Furrow**

c. One (1) point per minute or part of a minute will be deducted for overtime

d. **Plot Completion**

e. Five (5) points per minute or part of a minute will be deducted for overtime

f. **Depth:**

g. 1 point will be deducted for each 5mm or part there of when the ploughing is up to 25mm shallower than the minimum depth required.

h. 10 points will be deducted when the ploughing is more than 25mm shallower than the minimum depth.

i. **Maximum Depth:**

j. When a maximum depth is stipulated the penalty for ploughing too deep will be in accordance with the same scale as for ploughing shallower than the minimum stipulated depth.

k. **Conventional - Vintage - Horse Ploughing:**

- 10 points will be deducted if the sole furrow is laid away from the competitor's crown.
- 10 points will be deducted for incorrect idle runs

l. **Reversible Ploughing:**

- 10 points will be deducted for incorrect number of finishing furrows.

- 10 points will be deducted for each incorrect idle run.

m. Improper Furrow Interference:

- Up to 20 points will be deducted for each improper manipulation of the furrow

39. POINTS COMPILERS

a. In the event of a tie between two or more competitors where only one award may be made (eg 1st place at the New Zealand Ploughing Championships or a qualifying event), the following system applies:

Silver and Reversible	Count Back	
General Appearance	A9 and C9	1
Straightness Opening Split, Crown, Body work, Finish	A7 and C7	2
Weed Control	A3 and C3	3
Seed bed	A4 and C4	4
Finish	A6 and C6	5
Opening Split	A1 and C1	6
Ins and Outs	A8 and C8	7
Crown	A2 and C2	8

b. At the New Zealand Championships the points for both days shall be accumulated, except the Medallion points which shall be extracted for each day.

c. The decision of the NZPA Executive or its nominees will be final in all matters of disputes

d. an adjudicator will be appointed by the NZPA to support the points compilers if an issue arises with the points. If the adjudicator has an issue that they cannot resolve then 3 of the available non ploughing executive members will be sought for clarification.

See the back of the book for the Percentage Based Scoring System.

40. CHIEF HEAD STEWARD JOB DESCRIPTION

a. The Chief Head Steward will “oversee” the Head Stewards for all classes

- b. Ensure the Head Stewards of all championships, carry out their duties as required
- c. Assist all the Head Stewards where ever possible
- d. Make the overall safety briefing to all competitors
- e. Control the parade to plots of all classes
- f. Chair the discussion with all Head Stewards to agree to any penalty points
- g. Advise the Points Compilers of all penalty points to be implemented
- h. Liaison with the points compilers when clarification is required
- i. The Chief Head Steward shall advise competitors of any penalties if they receive them.

These duties may be in addition to his/her tasks as a Head Steward

41. HEAD STEWARDS JOB DESCRIPTION

- a. The Head Stewards will make themselves familiar with the contest area and be assured that all plots, as far as possible, are equally fair for each competitor.
- b. They shall be responsible for ensuring the conduct of the contest is in accordance with the Rules. They shall ensure each Plot Steward understands their duties and the Rules of the contest.
- c. Steward convener allocates plot stewards to plots
- d. Head Stewards are to ensure depth measuring and calculations by plot stewards, are correct.
- e. Head Stewards have the authority to refuse admission to any person beyond the barrier onto the contest area. Only previously authorized persons will be permitted on the contest area, i.e. judges, stewards, official photographers or specially invited persons.
- f. The Head Stewards are the sole authority for deciding upon all matters reported to them by the Plot Stewards, e.g. extra time allowed, if necessary, when a mechanical breakdown has occurred.

- g. Any question arising or incident occurring, involving the rules and conduct during the contest, shall in all cases be referred to the Head Stewards on each day and before the results are announced, who will make a decision in each case and whose decision will be final and binding.
- h. When an infringement is reported the Head Stewards, in consultation with the Chief Head Steward, will decide the penalty and inform the point's compiler and competitor accordingly.
- i. In the instance of a technical infringement, contact the Head Steward and then s/he in consultation with the CHS and all the head stewards will consult and decide the penalty.

42. PLOT STEWARDS JOB DESCRIPTION

- a. The principal duty is to ensure that competitors are given no assistance other than by persons approved by the Head Stewards.
- b. Each steward is required to continuously observe the competitors under their supervision during the whole period of the contest, and no steward shall leave his/her allocated plots during this period without first notifying the Head Steward.
- c. Plot stewards will ensure that competitors strictly observe the Rules and will report the details of any infringements to the Head Steward with the minimum delay. The Head Stewards will consider the reported infringement and decide on the penalty if the infringement is substantiated.
- d. Absolutely no assistance is allowed to any competitor (unless at the discretion of the NZPA Executive) other than to set and move sighting poles. This rule must be strictly enforced and any competitor who is so helped must at once be warned and reported to the Head Stewards.
- e. No person is allowed to signal to a competitor by any means from the headland. Signaling is considered assistance and must be reported to the Head Steward
- f. The plot stewards will protect competitors from being approached by the Press and others during the period of the contest and will prevent all persons other than judges from walking on the ploughed land.

- g. Plot stewards and Head Stewards should make use of the PA system in appealing to spectators to keep off plots, should an appeal be necessary. Stewards should do all they can to safeguard the interests of competitors to allow them every fair chance.
- h. Stewards must answer any queries which the competitors may have or obtain an answer from the Head Steward and may, if permitted by the Head Steward assist only in the lifting of heavy equipment which is normally required to be handled by more than one person.
- i. Assistance in the event of a mechanical breakdown, may be permitted by the Head Steward. Plot stewards will be responsible for recording the time lost by any of the competitors under supervision owing to a mechanical breakdown, or having to wait on their neighbor, and will report same without delay to the Head Steward.
- j. The contest is ended as soon as the final signal or announcement has been made. Refer to Rule 21H,21J Check
- k. Plot stewards are required to be on duty, 30 minutes prior to the commencement of the contest.
- l. Measuring:** Measurements will be taken in the same furrow as specified above at approximately 25% of the plot length approximately 50% of the plot length and approximately 75% of the plot length and at each point 2 measurements are to be taken approximately 2 metres apart.
- m. Depth measurements will be taken against the furrow wall and be recorded. Plot stewards will be instructed at a briefing on the method of taking depth measurements. A set of instructions will be issued to stewards.
- n. Plot stewards are responsible for correct placing of plot number signs. Each sign (at either end) should be placed approximately 2 metres in from the headland and on the bodywork side of the crown.
- o. All plot stewards are required to be in position on the headland of their plots as the competitors parade to the plots.
- p. All plot stewards are required to remain within the ploughing area from 30 minutes prior to commencement of ploughing and until the competitors have left the ploughing area.

Penalty Points

All **penalty points** are deducted by the Head Stewards.

PERCENTAGE BASED SCORING CALCULATION

- a. Qualifying Events and Championship Special Prizes
- b. In order to determine an overall winner in using the “available percentage based system” a calculation must be made for each competitor in conventional and reversible classes.

EXAMPLE 1

Conventional Event

Points Gained	174.5
Total points available	260

Divide the number of points the competitor gained by the number of points available, then press the % button

Answer 67.11%

EXAMPLE 2

Reversible Event

Points Gained	183
Total points available	280

Divide the number of points the competitor gained by the number of points available, then press the % button

Answer 65.35%

Therefore the overall winner of both events is the Conventional Competitor.

CONTEMPORARY RULES

- Number of competitors in this class is up to NZPA in conjunction with the host association.
- NZPA will appoint an assistant for competitors
- Coaches can advise competitors
- Coaches must not touch the plough or tractor (all adjustments are to be made by the competitor)
- Competitors under 16 years of age must request a dispensation
- Ploughs can be trailing or mounted

- Ploughs can have any number of furrows (is up to land availability)
- Tractors can be of any age
- Winners of contemporary class cannot enter class again
- All current rules stated in the 1st May rule book 2021 will be referred to as 'guidelines'

OFFICIAL PRACTICE DAYS

- On the official practice days -practice is only allowed in the designated practise area.
- Equipment must be on site by 12.00pm on first day of official practice for plough inspections
- Applications for dispensations for not being on site can be requested and may be approved at the discretion of the NZPA Executive. This must be received prior to the 12pm deadline for plough inspections.
- All NZPA rules apply for practice days and competition days
- Equipment approved for qualifying events, may not be approved for the Championships
- NZPA will nominate practice marshalls to direct competitors.
- Competitors slot onto the previous competitor (no numbers for plots are required)
- Competitors may choose not to plough the practice plots
- Competitors can plough only one plot of stubble or grass
- All competitors are on one site
- Competitors must only plough the nominated plot
- Penalty applies if other practice occurs
- Head Stewards apply penalties
- Other than approved breakdowns, competitors must complete the plot once started
- Practice starts at 9.00am
- Practice stops at 4.00pm
- Equipment must be in marshalling yard between 4.30pm and 8am (other than horse equipment)
- No unofficial practice is allowed once practice starts
- One crown and one finish per plot
- Penalties will be applied for infringements.

POWER
FARMING



NEW ZEALAND PLOUGHING
ASSOCIATION INC